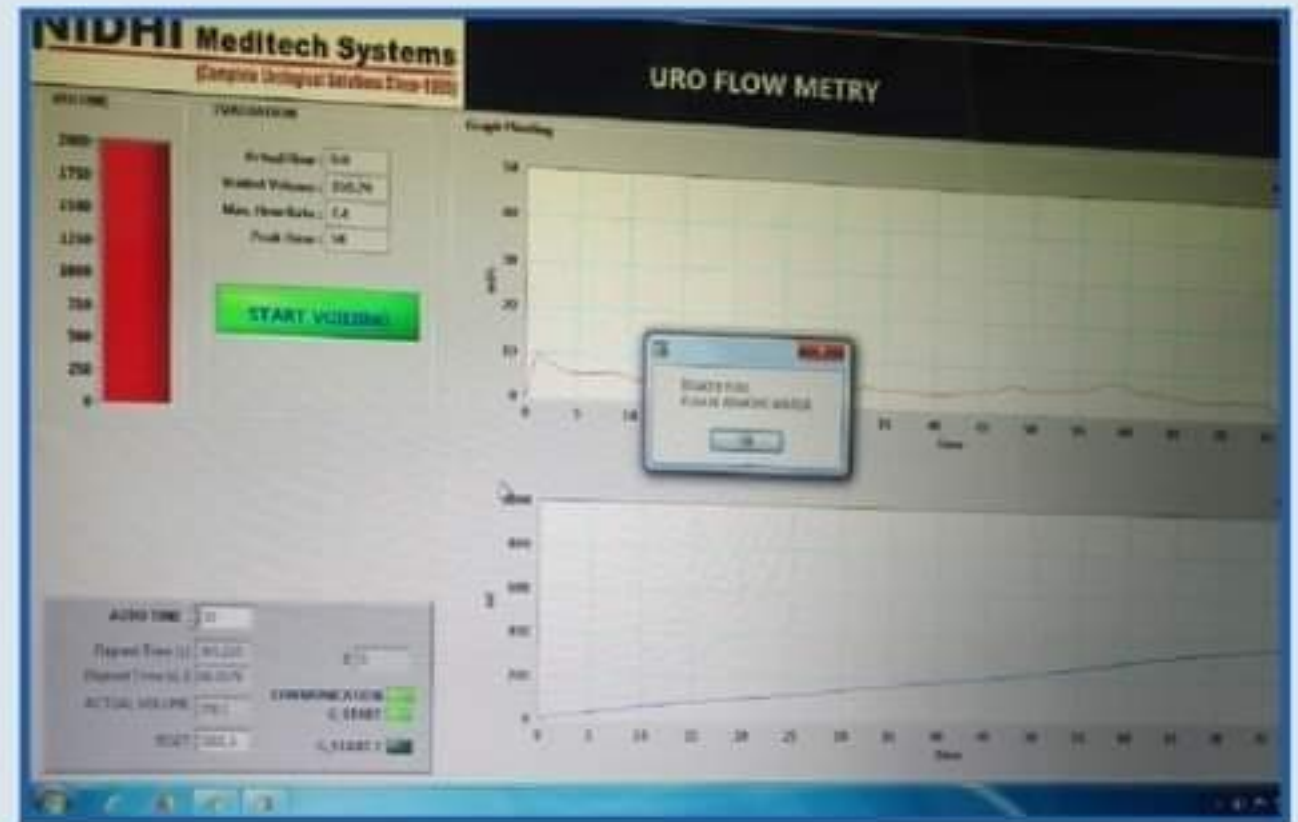




NIDHI FLOW 8130

PC Based Wireless Uroflowmetry Device



FEATURES

- * Computer/laptop wi-fi based wireless uroflow meter for quick and every day study.
- * Not required any internet Connection, Inbuilt WI-FI Device.
- * Compact size, with adjustable stand, can be used for standing/ sitting position, provided with micturition chair.
- * High Precision Weight Transducer
- * Realtime Color display
- * Flow and volume Scale Adjustable
- * Patient Database for secure storage of uroflow data
- * printing of full color reports with patient data, results, graphs.
- * Report in PDF Can be exported.
- * Auto/Manual Function
- * Auto Start , Auto Stop function.
- * Manual Mode for hesitancy.
- * Manual: Pre-flow time is selectable 90,180,300 sec.
- * Siroky Nomogram optional (under R&D)

TECHNICAL SPECIFICATION

- * Wireless range up to 20 meters (with conditions)
- * Flow Measurement Range 0-50 ml/sec
- * Flow Rate Accuracy: 1 ml/sec
- * Volume Measurement scale 0-2000 ml
- * Volume Accuracy : 1-5 ml
- * Power: 230AC/50Hz

REQUIREMENT OF COMPUTER SPECIFICATION

- * Processor: I3 or later
- * RAM: 2 Gb
- * Hdd- 300 Gb Or More
- * Required ethernet port or WIFI Connectivity
- * Windows based (windows 7 or 8 or 10)
- * Microsoft office 2007 or later

[®]
NIDHI Meditech Systems

A/207, Tirthraj Complex, Opp. V.S.Hospital,
Ellisbridge, Ahmedabad-380 006 (India)



UROFLOWMETRY

PATIENT INFORMATION

DATE : 8/19/2020

PATIENT : dr[
CASE ID : 4789
D.O.B. : --
AGE : 15 Years
POSITION : Sitting

SEX : Male
WEIGHT : 150 kg
REF. Dr. :



Evaluation :

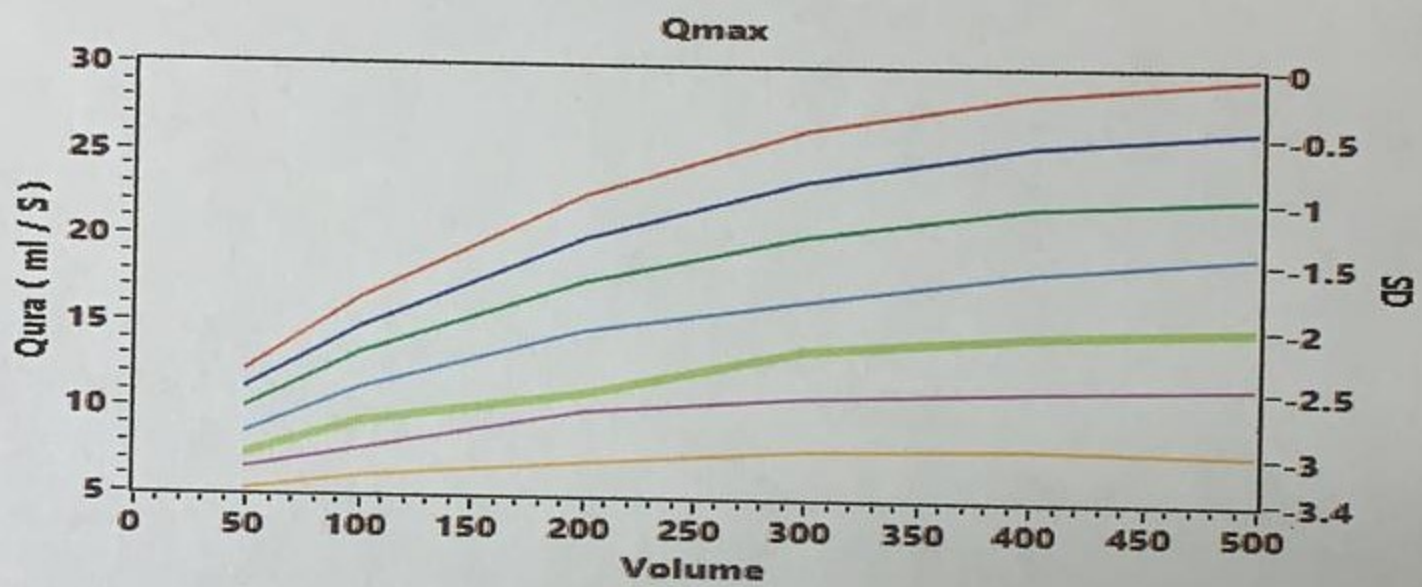
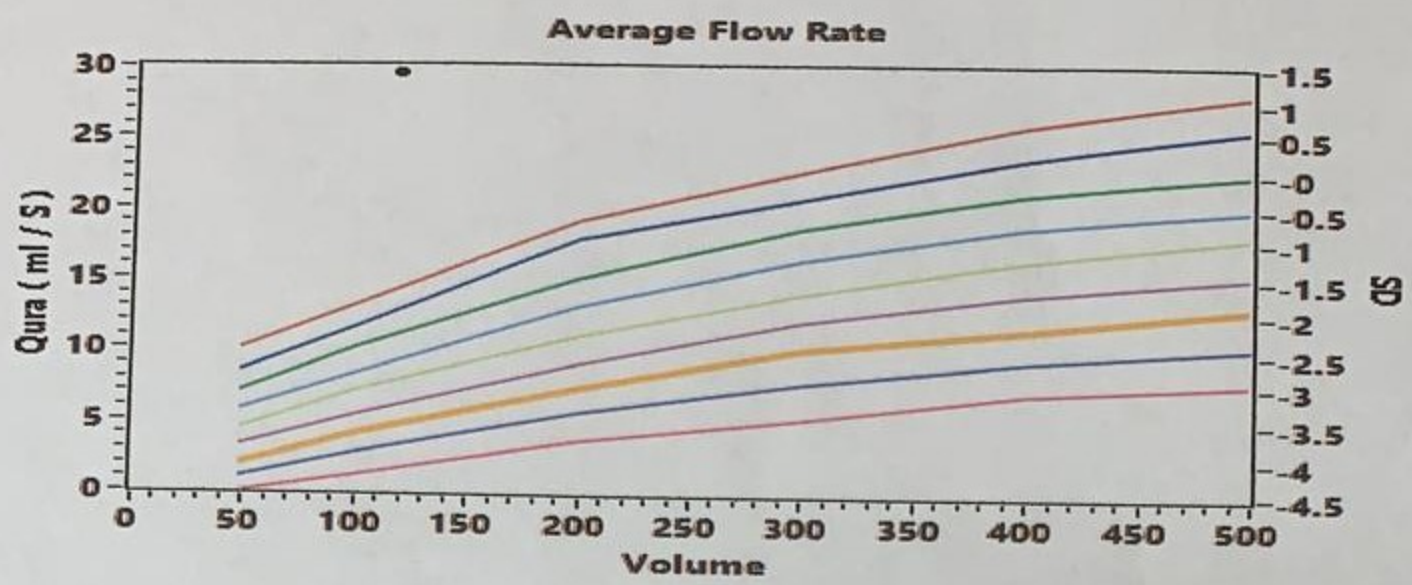
VOID : 56.0/118/- - -
Voided Volume : 118 [ml]
Max. Flow rate : 56 [ml/s]
Avg. Flow rate : 29.4 [ml/s]
Voiding Time : 4 [sec]
Flow Time : 4 [sec]
Time to Max. Flow : 0 [sec]
Hesitancy : 0 [sec]

Analysis:

INV. Dr. :

Diagnosis :

Advice :



Pc based wireless
uroflowmetry

Model : Nidhi
Flow-8130

NIDHI TM Meditech Systems

Features of NIDHI FLOW-8130

- ❑ Model NIDHI FLOW- 8130 is advance version of uroflowmetry.
- ❑ NIDHI FLOW-8130 is compact ,portable and wireless device for practical everyday uroflowmetry study.
- ❑ NIDHI FLOW-8130 is fully automatic device with Auto start, Auto Stop functions.
- ❑ Adjustable stand can be placed under micturition chair and to be used for both male and female patient as well as for children for comfort voiding.
- ❑ The communication between High precision Digital weight transducer assembly and PC/Laptop is via Wi-Fi (wireless)
- ❑ Due to Wi-Fi connectivity, it improves the range between high precision digital weight transducer assembly and pc/laptop to give a patient some privacy.
- ❑ Real time Plotting of Graph
 - Flow rate vs Time graph
 - Volume vs Time graph
 - Nomogram (Siroky)

- ☐ User definable pre- flow time 90,180,300 sec.
- ☐ Operate in both Auto mode and manual mode.
- ☐ Manual mode for hesitancy
- ☐ Display of voided volume level in beaker is visible on screen during testing.
- ☐ Real time display of measured parameter like voided volume, time and flow rate in decimal digit.
- ☐ Uroflowmetry report can be export in to PDF format.
- ☐ The report can be store for the extended management of patient database.
- ☐ No need for external Wi-Fi connection for Nidhi Flow-8130 device, W-Fi Modem will be given with the system.
- ☐ Compatible with any printer.

Technical specification

- ❑ Wireless Range up to 25 meters (can be extended by the use of extended device.)
- ❑ Flow measurement range 0-50 ml/sec
- ❑ Flow rate accuracy : 1 ml/sec
- ❑ Volume measurement scale 0-2000 ml
- ❑ Volume accuracy : 1-5 ml
- ❑ Modem Frequency 2.4 GHz
- ❑ Power supply : 230 AC/50 Hz
- ❑ Note : we can provide power supply : 110 AC/50HZ

Requirement of Pc/ Laptop Specification for the installation of software of Nidhi Flow-8130

- ☐ PROCESSOR :I3 OR LATER
- ☐ RAM : 2 Gb
- ☐ HDD: 300 GB OR MORE
- ☐ REQUIRED ETHERNET PORT
- ☐ REQUIRED WIFI CONNECTIVITY
- ☐ WINDOWS BASED (LATEST VERSION OF WINDOWS 7 OR 8 OR 10)- PREFERABLE WINDOWS-10
- ☐ MICROSOFT OFFICE (LATEST VERSION OF 2007 MICROSOFT OFFICE OR LATER)
- ☐ ADOBE READER
- ☐ EXCEL (ACTIVATED)
- ☐ D Drive (SOFTWARE WILL WORK ONLY IN “D” DRIVE)
- ☐ TEAM VIEWER –LATEST VERSION (FOR ONLINE SUPPORT)

THANK YOU

NIDHITM Meditech Systems
